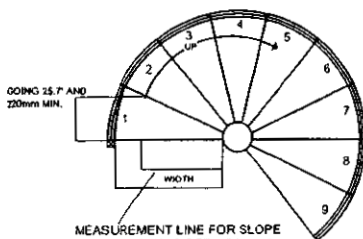
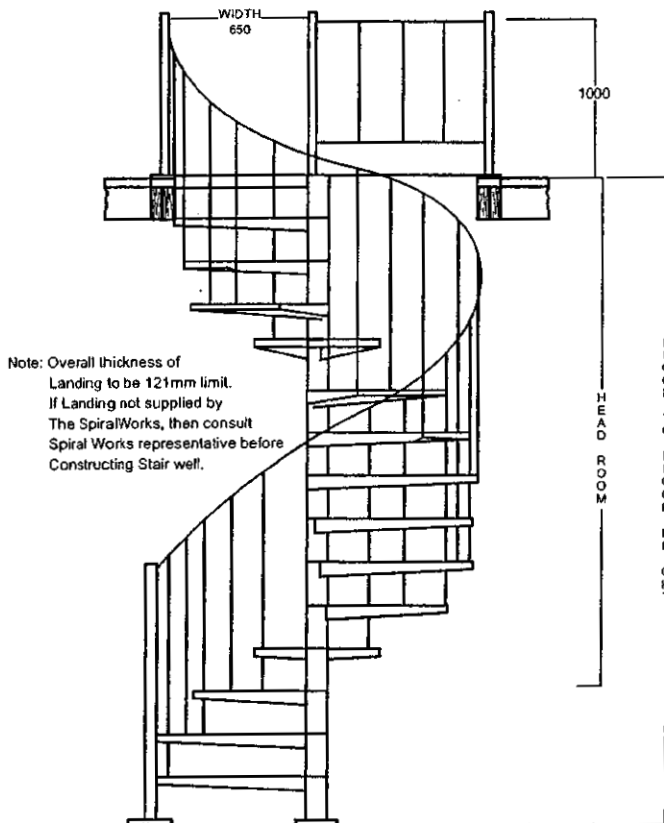


PLAN AT LANDING  
STANDARD STAIRWELL AND BALCONY RAILS



PLAN AT BASE  
14 Treads of 25.7' in circle

## CONSTRUCTION SPECIFICATIONS

### Stair Components

Centre Column 114.3 O.D X 4.3 mild steel pipe.

### Steel Treads

4mm mild steel plate.  
Laser cut & folded to uniform size with rubber tread overlays as standard.

### Stair Handrail

Handrail 32mm round, unbroken PVC.  
Balusters 19x1.6 square tubing with a maximum spacing of 125 Handrail posts, top & bottom 50x50x1.6 SHS continuous & uninterrupted handrail is provided on one side of stair with a minimum height above the tread nosing of 865mm.

### Balcony Railing

End posts 50x50 1.6SHS.  
Top rail 32mm round mild steel.  
Bottom rail & fills 19x1.6 square tubing.  
Balcony rails are at a minimum height of 1000 above floor.  
Balusters are spaced with maximum gap of 125mm.

### Treads

Are uniform in shape & size. Risers are uniform in height & vary between 205 - 220 according to site measurement width of stairs, tread free of obstruction 625.

### Stair Geometry

Stair has risers between 205 - 220 14 steps to circle at 25.7 degrees.  
The going measured at 7/10 ths of clear width is 210 minimum.  
The slope relationship is between 640 & 660.  
Stair can be erected clockwise or anti clockwise and is mechanically joined on site.

### Headroom

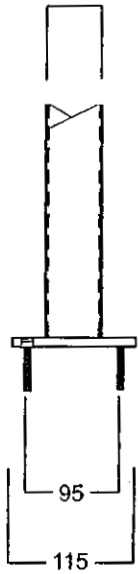
Using standard landing with timber top 75mm thick with every 205 riser, clear headroom is 2080.  
Every 1mm added to riser, adds 12mm to headroom.

### Kit Form

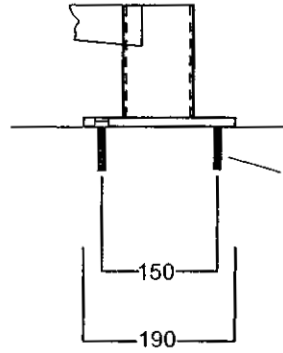
The stair & handrail are kit - form. There is no welding, cutting or grinding required. This allows for easy installation on any finished floor surface.  
This system is covered by Registered Design No's: 157138 & 150823 & may not be manufactured or copied, without the written consent of The Spiral Works Pty Ltd.

# DETAILS OF FIXING

50 SQ X 1.6 SHS



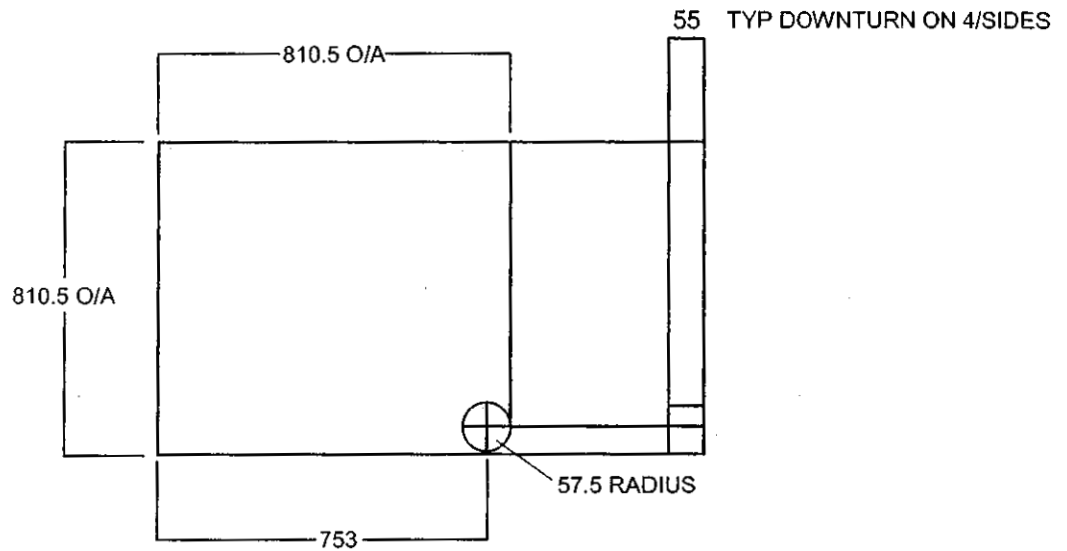
4 No. C'SK. SCREWBOLTS 75 X 8MM  
DRILL 8mm HOLE FOR MASONARY  
DRILL 7MM HOLE FOR TIMBER



4 No. C'SK. SCREWBOLTS 75 X 8MM  
on 150mm PCD  
DRILL 8mm HOLE FOR MASONARY  
DRILL 7MM HOLE FOR TIMBER

BASE PLATE

HANDRAIL POST BASE



LANDING DETAIL

## EXAMPLES ONLY OF SETOUT - WE BUILD TO SUIT

1500 Diameter

208mm to 220mm Riser 14 Treads to Circle at 25.7'

Floor to Floor Height	2640	2860	3080	3300	3520	3740	3960	4180	4400	4620	4840
Number of Risers	12	13	14	15	16	17	18	19	20	21	22
Number of Treads	11	12	13	14	15	16	17	18	19	20	21
Going	282	308	334	360	385	411	437	463	488	514	540

14 Steps to Circle at 25.7'

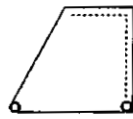


Landing Examples

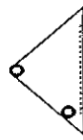
----- Dotted line denotes fixing face



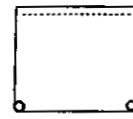
Corner square



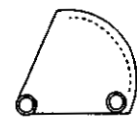
Corner Triangle



Balcony Triangle



Cantlever



Round Triangle