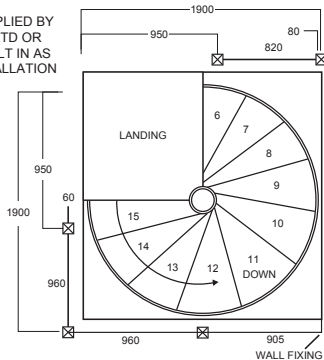
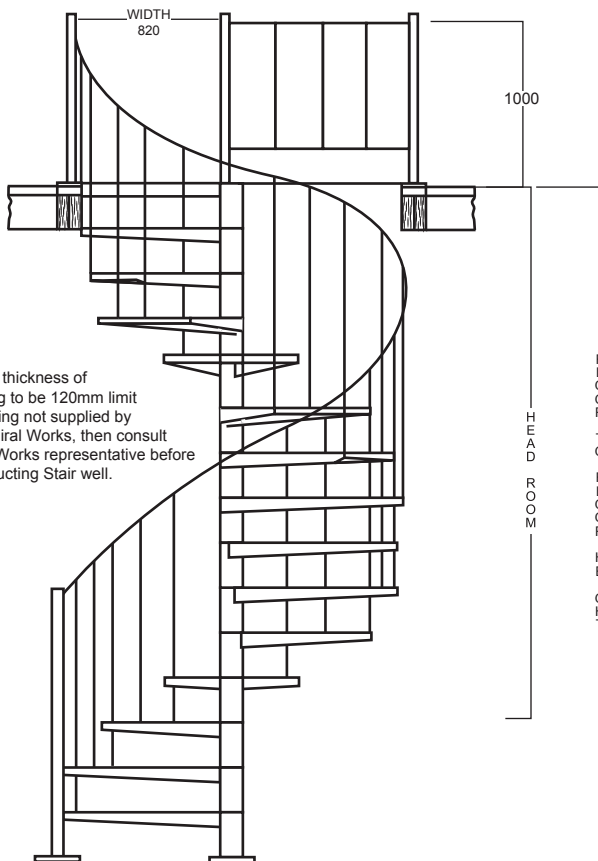


## FINISHED OPENING CIRCULAR OR SQUARE

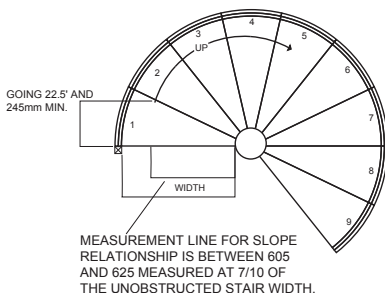
STEEL LANDING SUPPLIED BY SPIRAL WORKS PTY LTD OR TIMBER LANDING BUILT IN AS PART OF STAIR INSTALLATION



## PLAN AT LANDING STANDARD STAIRWELL AND BALCONY RAILS



Note: Overall thickness of Landing to be 120mm limit. If Landing not supplied by The Spiral Works, then consult Spiral Works representative before Constructing Stair well.



## CONSTRUCTION SPECIFICATIONS

### Stair Components

Centre Column 114.3 O.D X 4.5 mild steel pipe

### Steel Treads

4mm mild steel plate

Laser cut & folded to uniform size with 20mm nut & bolt to fasten down each rubber tread overlay as standard.

### Stair Handrail

Handrail 32 x 5mm round, unbroken PVC.

Balusters 19x1.6 square tubing with a maximum spacing of 125. Handrail posts, top & bottom 40x40x1.6 SHS Grade 450 continuous & uninterrupted handrail is provided on one side of stair with a minimum height above the tread nosing of 865mm.

### Balcony Railing

End posts 40x40x1.6 SHS Grade 450

Top rail 32 x 1.6mm round mild steel

Bottom rail & in fills 19x1.6 square tubing

Balcony rails are at a minimum height of 1000 above floor. Balusters are spaced with maximum gap of 125mm.

### Treads

Are uniform in shape & size. Risers are uniform in height & vary between 183 - 195 according to site measurement. width of stairs, tread free of obstruction 820.

### Stair Geometry

Stair has risers between 183 - 195. 16 steps to circle at 22.5 degrees.

The going measured at 7/10 ths of clear width is 210 minimum.

The slope relationship is between 605 & 625

Stair can be erected clockwise or anti clockwise & is mechanically joined on site.

### Headroom

Using a standard landing with timber top 75mm thick with every 183 riser, clear headroom is 2060.

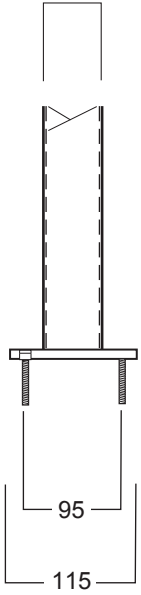
Every 1mm added to riser, adds 12mm to headroom.

### Kit Form

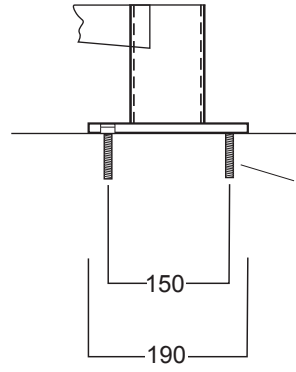
The stair & handrail are kit - form. There is no welding, cutting or grinding required. This allows for easy installation on any finished floor surface.

This system is covered by Registered Design No's: 157138 & 150823 & may not be manufactured or copied, without the written consent of The Spiral Works Pty Ltd.

40 X 40 X 1.6 SHS Grade 450



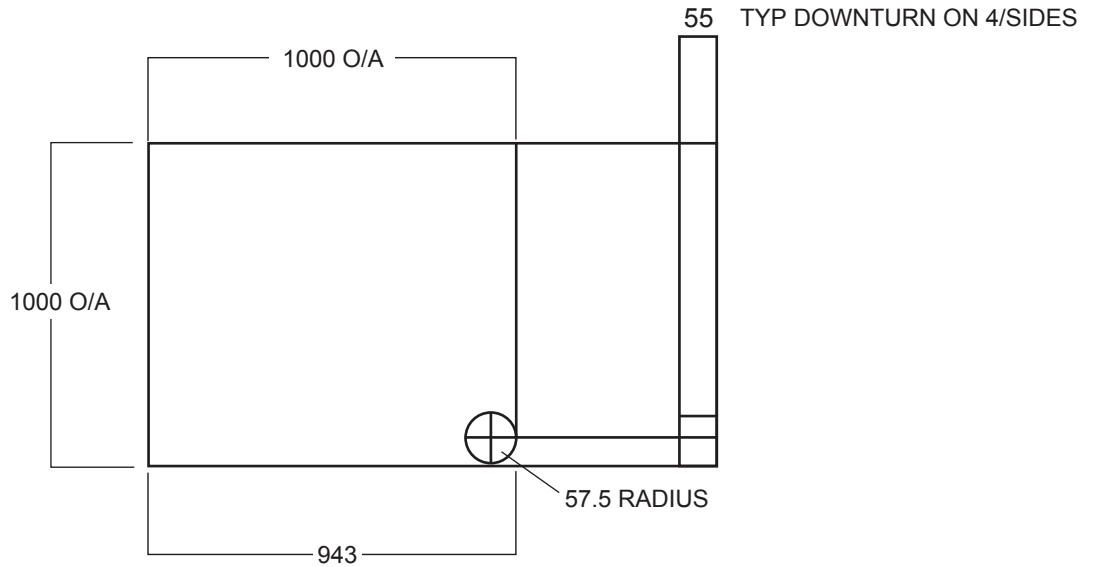
4 No. C'SK. SCREWBOLTS 75 X 8MM  
DRILL 8mm HOLE FOR MASONRY  
DRILL 7MM HOLE FOR TIMBER



4 No. C'SK. SCREWBOLTS 75 X 8MM  
on 150mm PCD  
DRILL 8mm HOLE FOR MASONRY  
DRILL 7MM HOLE FOR TIMBER

**BASE PLATE**

**HANDRAIL POST BASE**



**LANDING DETAIL**

EXAMPLES ONLY OF SETOUT - WE BUILD TO SUIT

1880 Diameter

178mm to 190mm Riser 16 Treads to Circle at 22.5'

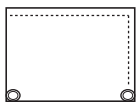
Floor to Floor Height	2280	2470	2660	2850	3040	3230	3420	3610	3800	3990	4180
Number of Risers	12	13	14	15	16	17	18	19	20	21	22
Number of Treads Going	11	12	13	14	15	16	17	18	19	20	21
	247	270	292	315	337	360	382	405	427	450	472

16 Steps to Circle at 22.5'

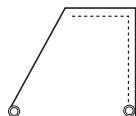


Landing Examples

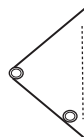
----- Dotted line denotes fixing face



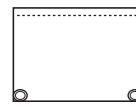
Corner Square




Corner Triangle



Balcony Triangle



Cantilever



Round Triangle