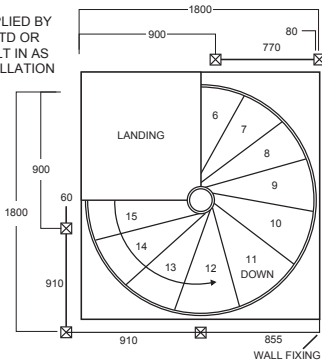
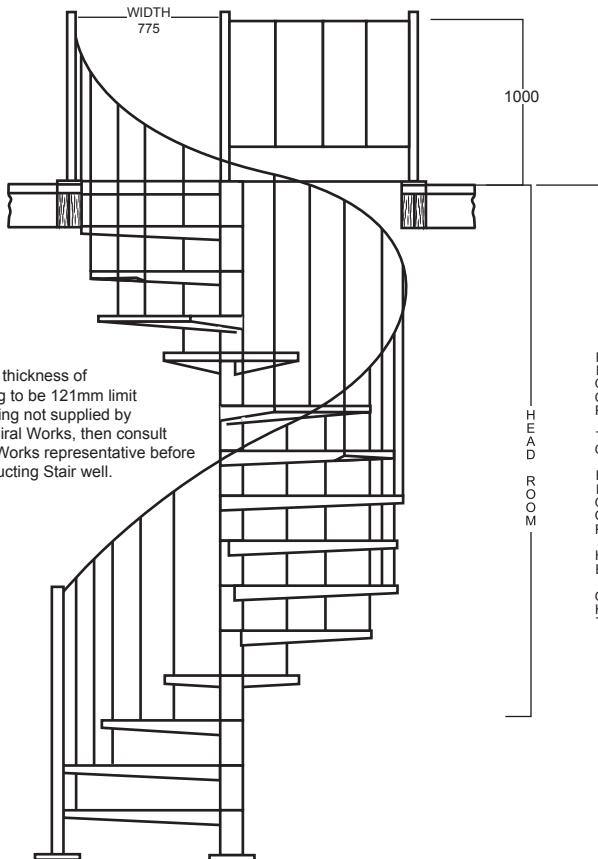


FINISHED OPENING CIRCULAR OR SQUARE

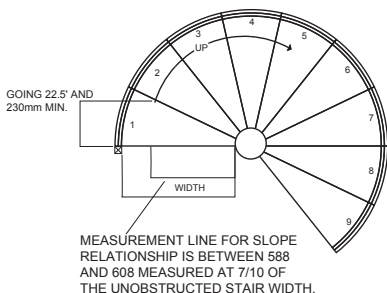
STEEL LANDING SUPPLIED BY SPIRAL WORKS PTY LTD OR TIMBER LANDING BUILT IN AS PART OF STAIR INSTALLATION



**PLAN AT LANDING
STANDARD STAIRWELL AND BALCONY RAILS**



Note: Overall thickness of Landing to be 121mm limit. If Landing not supplied by The Spiral Works, then consult Spiral Works representative before Constructing Stair well.



MILD STEEL STAIR

7 c b g f i W j c b ' G d Y W j Z W U j c b g / ' 7 c a d c b Y b t g

7 Y b f Y ' 7 c ' i a b ' F F I E H U E O A A E E { A q a A c ^ | A q A E

Treads & Risers

Treads & Risers 4mm mild steel plate are laser cut and folded to uniform shape. Risers are between 178 - 190mm as determined by the floor to floor height. Width of treads free of obstruction 760mm. Anti slip tread pads are standard and are replaceable.

Stair Handrail

Handrail 38 x 5mm round, unbroken PVC. Balusters 19 x 1.6mm square tubing with a maximum spacing of 125mm. Handrail posts, top and bottom 40 x 40 x 1.6mm SHS Grade 450. Continuous uninterrupted handrail is provided on one side of stair with a minimum height above the tread nosing of 865mm.

Balcony Railing

End posts 40 x 40 x 1.6mm SHS Grade 450. Top rail 38 x 1.6mm round mild steel. Bottom rail and infills 19 x 1.6mm square tubing. Balcony rails are at a minimum height of 1000mm above floor. Balusters are spaced with maximum gap of 125mm.

Stair Geometry

Stair has risers between 178 - 190mm 16 steps to circle at 22.5 degrees. The going measured at 7/10ths of clear width is 226mm minimum. The slope relationship is between 588 & 608mm. Stair can be erected clockwise or anti clockwise and is mechanically joined on site.

Headroom

Using a standard landing with timber top 75mm thick with every 178mm riser, clear headroom is 2100mm. Every 1mm added to riser, adds 12mm to headroom.

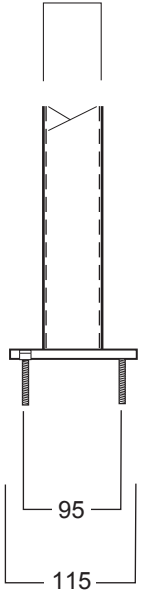
Kit Form

The stair & handrail are kit - form. There is no welding, cutting or grinding required. This allows for easy installation on any finished floor surface.

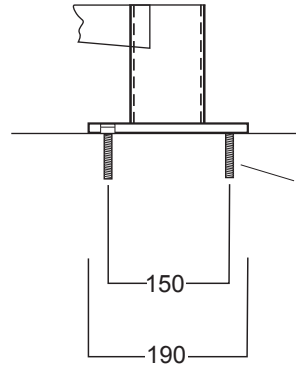
This system is covered by Registered Design No's: 157138 & 150823 and may not be manufactured or copied, without the written consent of Spiralworks Pty Ltd.

*Stairs Comply with National Construction Code (NCC 2022) as a performance solution - refer to PBDB & PSR Template.

40 X 40 X 1.6 SHS Grade 450



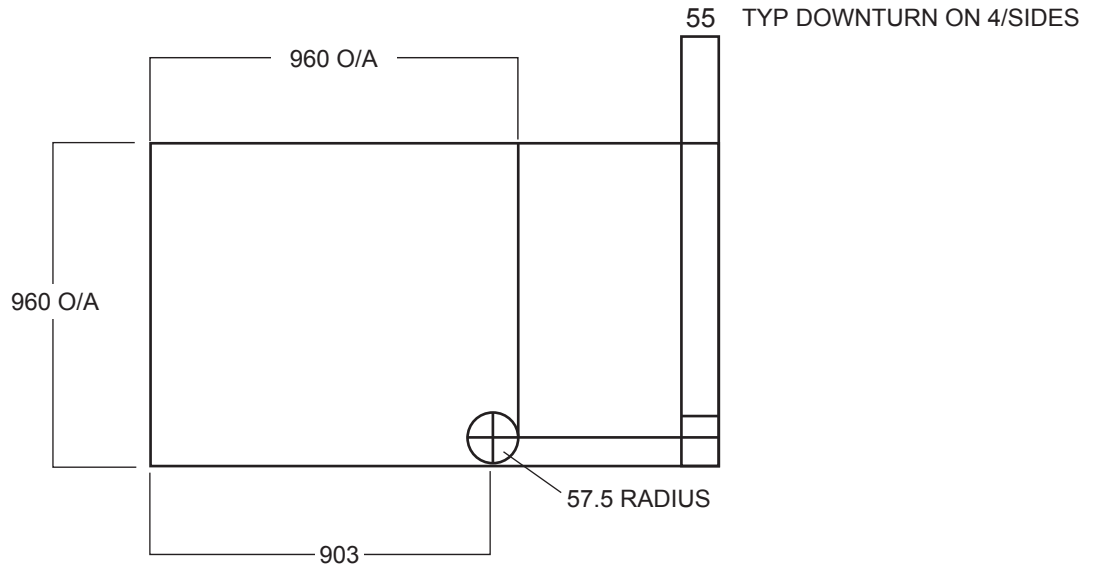
4 No. C'SK. SCREWBOLTS 75 X 8MM
DRILL 8mm HOLE FOR MASONRY
DRILL 7MM HOLE FOR TIMBER



4 No. C'SK. SCREWBOLTS 75 X 8MM
on 150mm PCD
DRILL 8mm HOLE FOR MASONRY
DRILL 7MM HOLE FOR TIMBER

BASE PLATE

HANDRAIL POST BASE



LANDING DETAIL

EXAMPLES ONLY OF SETOUT - WE BUILD TO SUIT

1800 Diameter

178mm to 190mm Riser 16 Treads to Circle at 22.5'

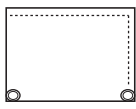
Floor to Floor Height	2320	2510	2700	2890	3080	3270	3460	3650	3840	4030	4220
Number of Risers	12	13	14	15	16	17	18	19	20	21	22
Number of Treads Going	11	12	13	14	15	16	17	18	19	20	21
	247	270	292	315	337	360	382	405	427	450	472

16 Steps to Circle at 22.5'

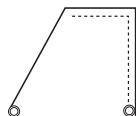


Landing Examples

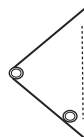
----- Dotted line denotes fixing face



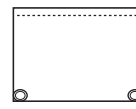
Corner Square




Corner Triangle



Balcony Triangle



Cantilever



Round Triangle