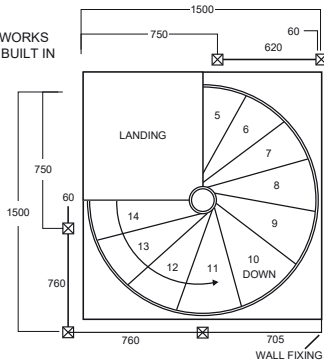
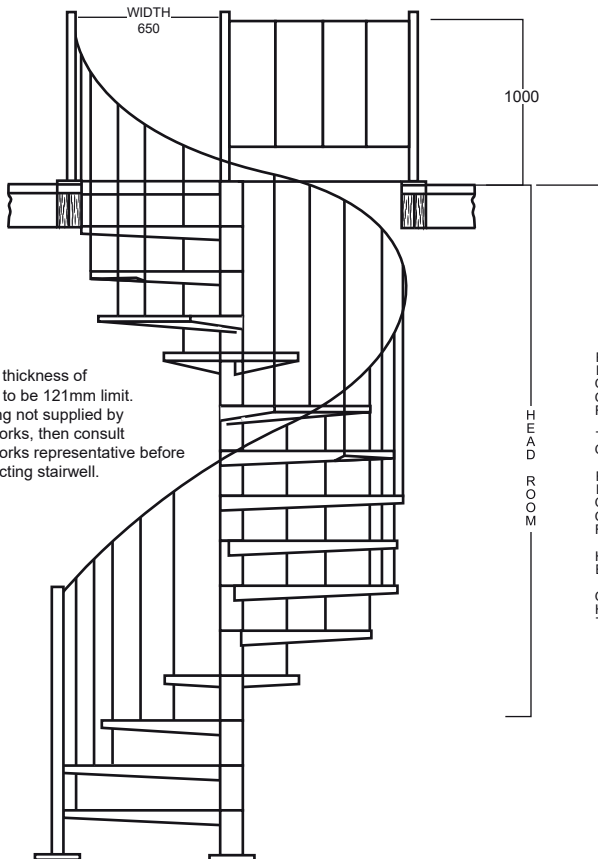


FINISHED OPENING CIRCULAR OR SQUARE

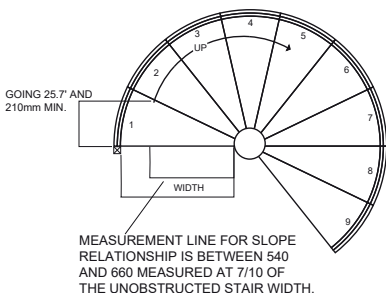
ALUMINIUM LANDING
SUPPLIED BY SPIRALWORKS
OR TIMBER LANDING BUILT IN
AS PART OF STAIR
INSTALLATION



**PLAN AT LANDING
STANDARD STAIRWELL AND BALCONY RAILS**



Note: Overall thickness of landing to be 121mm limit. If landing not supplied by Spiralworks, then consult Spiralworks representative before constructing stairwell.



ALUMINIUM STAIR

7 cbgfi Wjcb'GdYVZjWjcbg/ '7 ca dcbYbng

Centre Column

114.3 O.D X 6.35 CHS Grade 6060 - T5 Aluminium.

Treads & Risers

6mm aluminium plate - 5005 H34. Laser cut and folded 90 x 90mm turn-down both sides to weld to riser. Risers are between 205 - 220mm in height as required by floor height. Width of tread free of obstruction 625mm. Anti slip tread pads are standard and are replaceable.

Stair Handrail

Handrail 38 x 5mm round, unbroken PVC or Aluminium tube. Balusters 19 x 1.6mm square tubing with a maximum spacing of 125mm. Handrail posts, top and bottom 50 x 50 x 3mm SHS Grade 6005A - T5 aluminium. Continuous and uninterrupted handrail is provided on one side of stair with a minimum height above the tread nosing of 865mm.

Balcony Railing - Aluminium

End posts 50 x 50 x 3mm SHS 6005A - T5 aluminium. Top rail 38 x 3mm CHS Grade 6005A - T5 round. Bottom rail and in-fills 19 x 2mm Grade 6005A - T5 square tubing. Balcony rails are at a minimum height of 1000mm above floor. Balusters are spaced with maximum gap of 125mm.

Stair Geometry

Stair has risers between 205 - 220mm 14 steps to circle at 25.7 degrees. The going measured at 7/10ths of clear width is 220mm minimum. The slope relationship is between 640 & 660mm. Stair can be erected clockwise or anti clockwise and is mechanically joined on site.

Headroom

Using a standard landing with timber top 75mm thick with every 205mm riser, clear headroom is 2100mm. Every 1mm added to riser, adds 12mm to headroom.

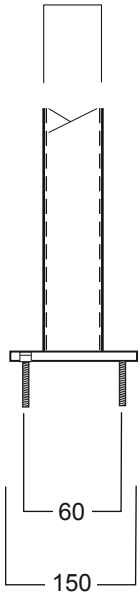
Kit Form

The stair & handrail are kit - form. There is no welding, cutting or grinding required. This allows for easy installation on any finished floor surface.

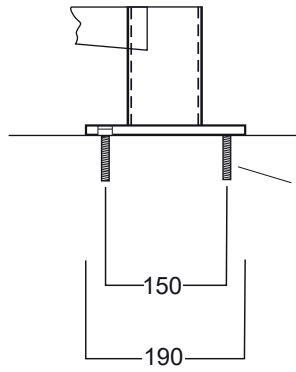
This system is covered by Registered Design No's: 157138 & 150823 and may not be manufactured or copied, without the written consent of Spiralworks Pty Ltd.

*Stairs Comply with National Construction Code (NCC 2022) as a performance solution - refer to PBDB & PSR Template.

50 X 50 X 3 SHS



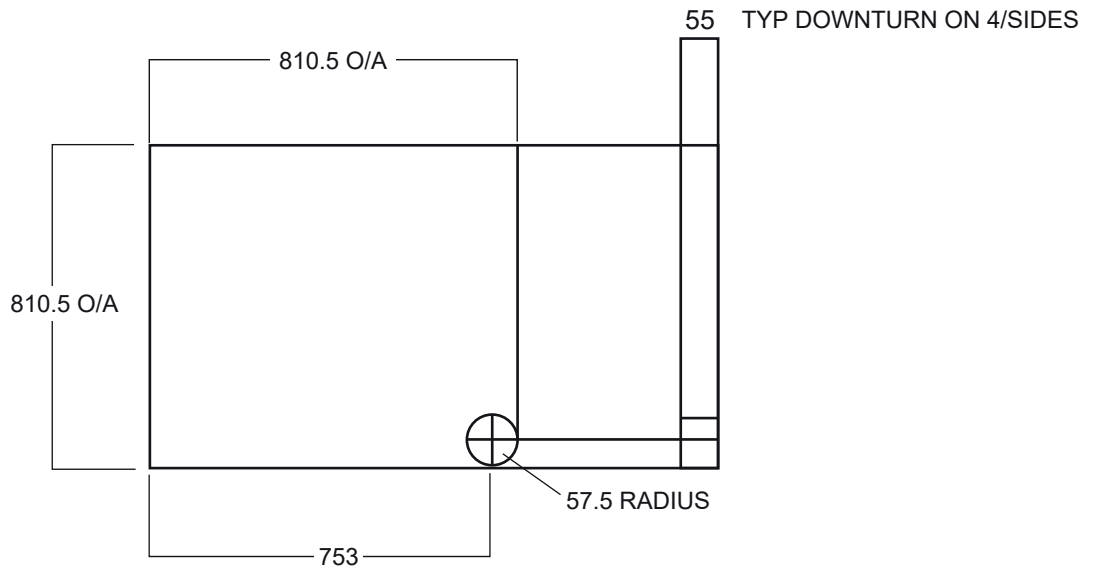
4 No. C'SK. SCREWBOLTS 75 X 10mm
 DRILL 8mm HOLE FOR MASONARY
 DRILL 7MM HOLE FOR TIMBER



4 No. C'SK. SCREWBOLTS 75 X 10mm
 on 150mm PCD
 DRILL 8mm HOLE FOR MASONARY
 DRILL 7MM HOLE FOR TIMBER

BASE PLATE

HANDRAIL POST BASE



LANDING DETAIL

EXAMPLES ONLY OF SETOUT - WE BUILD TO SUIT

1500 Diameter 205mm to 220mm Riser 14 Treads to Circle at 25.7'

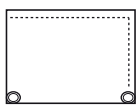
Floor to Floor Height	2640	2860	3080	3300	3520	3740	3960	4180	4400	4620	4840
Number of Risers	12	13	14	15	16	17	18	19	20	21	22
Number of Treads Going	11	12	13	14	15	16	17	18	19	20	21
	282	308	334	360	385	411	437	463	488	514	540

14 Steps to Circle at 25.7'

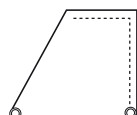


Landing Examples

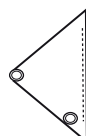
----- Dotted line denotes fixing face



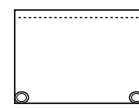
Corner Square




Corner Triangle



Balcony Triangle



Cantilever



Round Triangle