

## ALUMINIUM STAIR 1400 SERIES

### Construction Specifications

Overall stair diameter is 1300mm. Stair opening must be 1400mm x 1400mm circular or square.

### Centre Column

114.3 O.D. X 6.35mm CHS Grade 6060 – T5 Aluminium.

### Landing

6mm aluminium plate (Grade 6060 - T5) is laser cut and folded with a 60° angle. Can be attached to timber, concrete or steel.

### Treads & Risers

6mm aluminium plate (Grade 6060 - T5) is laser cut with a 100mm turn-down both sides to weld to the riser. Risers are between 205mm - 220mm in height as determined by floor to floor height. Width of treads free of obstruction is 590mm. Anti slip tread mats are standard and are replaceable

### Stair Handrail

Polymer handrail system is 38 x 5mm round. Aluminium handrail system is 32 x 1.6mm CHS. Balusters are 19 x 1.8mm SHS aluminium with a maximum spacing of 125mm. Newel posts, top and bottom are 50 x 50 x 3mm (SHS Grade 6060 – T5) aluminium. The handrail is provided on one side of the stair with a minimum height above the tread nosing of 865mm.

### Balustrade Panels

End posts are 50 x 50 x 3mm (SHS Grade 6060 – T5) aluminium. Top rail is 32 x 3mm (CHS Grade 6060 – T5) aluminium. Bottom rail and in-fills are 19 x 1.8mm (SHS Grade 6060 – T5) aluminium. Balustrade panels are at a minimum height of 1000mm above floor. Balusters are spaced with a maximum gap of 125mm.

### Stair Geometry

Stair has risers between 205mm – 220mm with 12 treads to circle at 27.5°. The going measured at 7/10ths of the unobstructed width is a minimum of 210mm. The slope relationship is between 625mm - 655mm. The gap between tread risers does not exceed 125mm.

### Headroom

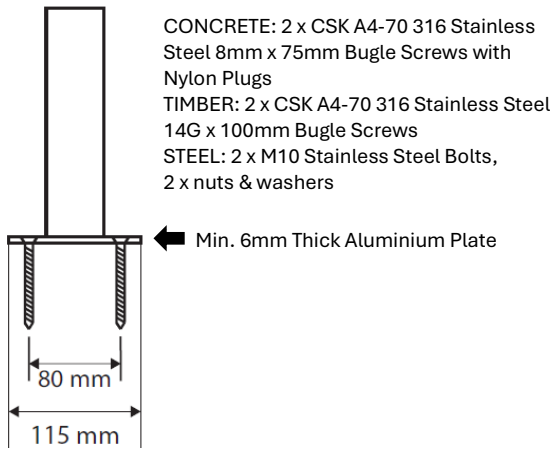
Using a standard landing with a 50mm turn-down, clear headroom must be 2000mm minimum.

### Modular / Kit Form

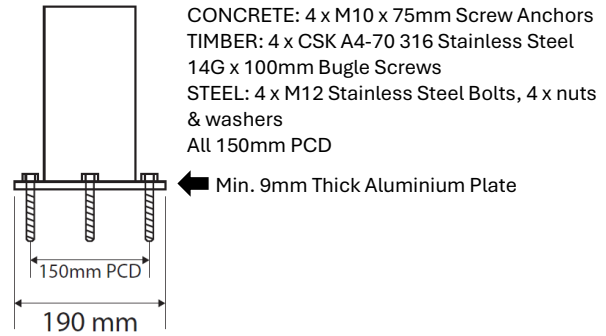
The spiral stair is pre-manufactured and mechanically assembled onsite. No welding, cutting or grinding is required.

This system is covered by Registered Design No's: 157138 & 150823 and may not be manufactured or copied, without the written consent of Spiralworks Pty Ltd.

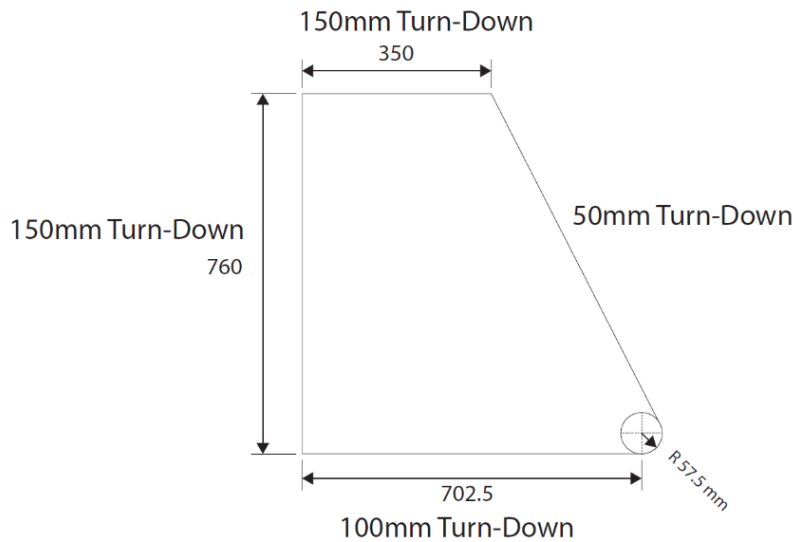
### Bottom Newel Post



### Centre Column Base Plate




### Standard Landing Detail



### EXAMPLES OF SETOUT - WE BUILD TO SUIT

205mm to 220mm Riser - 12 Treads to Circle at 27.5°  
Mid-landing required for 19 or more risers

Floor to Floor Height	2630	2850	3070	3290	3510	3730	3950	4170	4390	4610	4830
Number of Risers	12	13	14	15	16	17	18	19	20	21	22
Number of Treads	11	12	13	14	15	16	17	18	19	20	21
Rotation	330	360	390	420	450	480	510	540	570	600	630



### Landing Example ..... Dotted line denotes fixing face

